




---

**Mercury Suite: Atlas Form Designer**

**Form Processor**

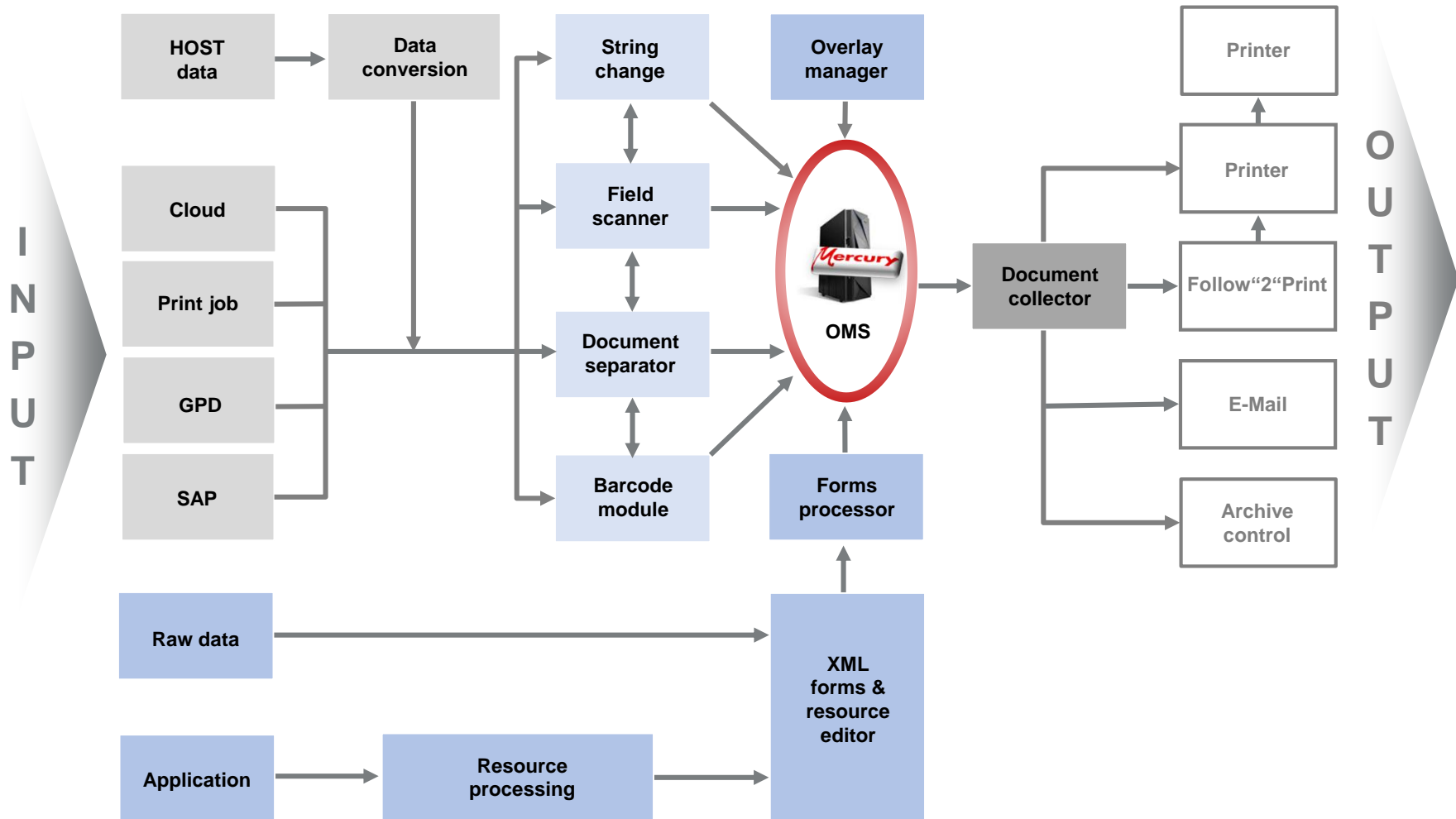
**OMS-Integration**



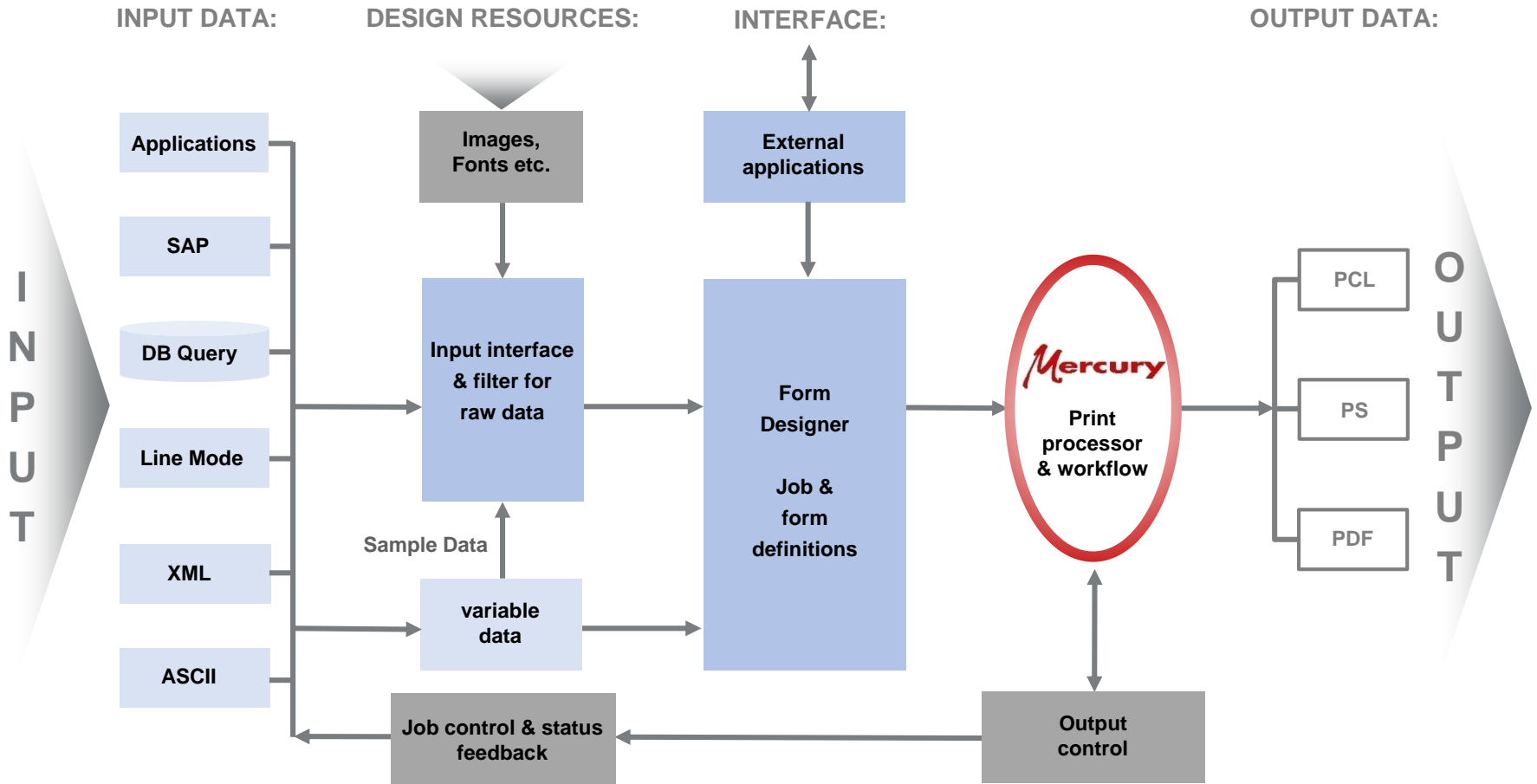
## Product highlights

- Atlas is a universal document authoring tool for dynamic data printing and is fully integrated within the Mercury solution.
- Beneath XML structures, also classical data formats, such as line mode, can be processed from Atlas by using various input filters.
- The full integration of Atlas into Mercury allows a secure printing workflow.
- As part of the secure printing, within the Mercury Queue the Form Processor compares incoming raw data with the generated job pages and checks them for plausibility.
- The plausibility results can be reported back to the application as part of the secure printing.
- Integration of arbitrary graphic elements and font design.
- User-friendly user interface for simplified maintenance of the forms.

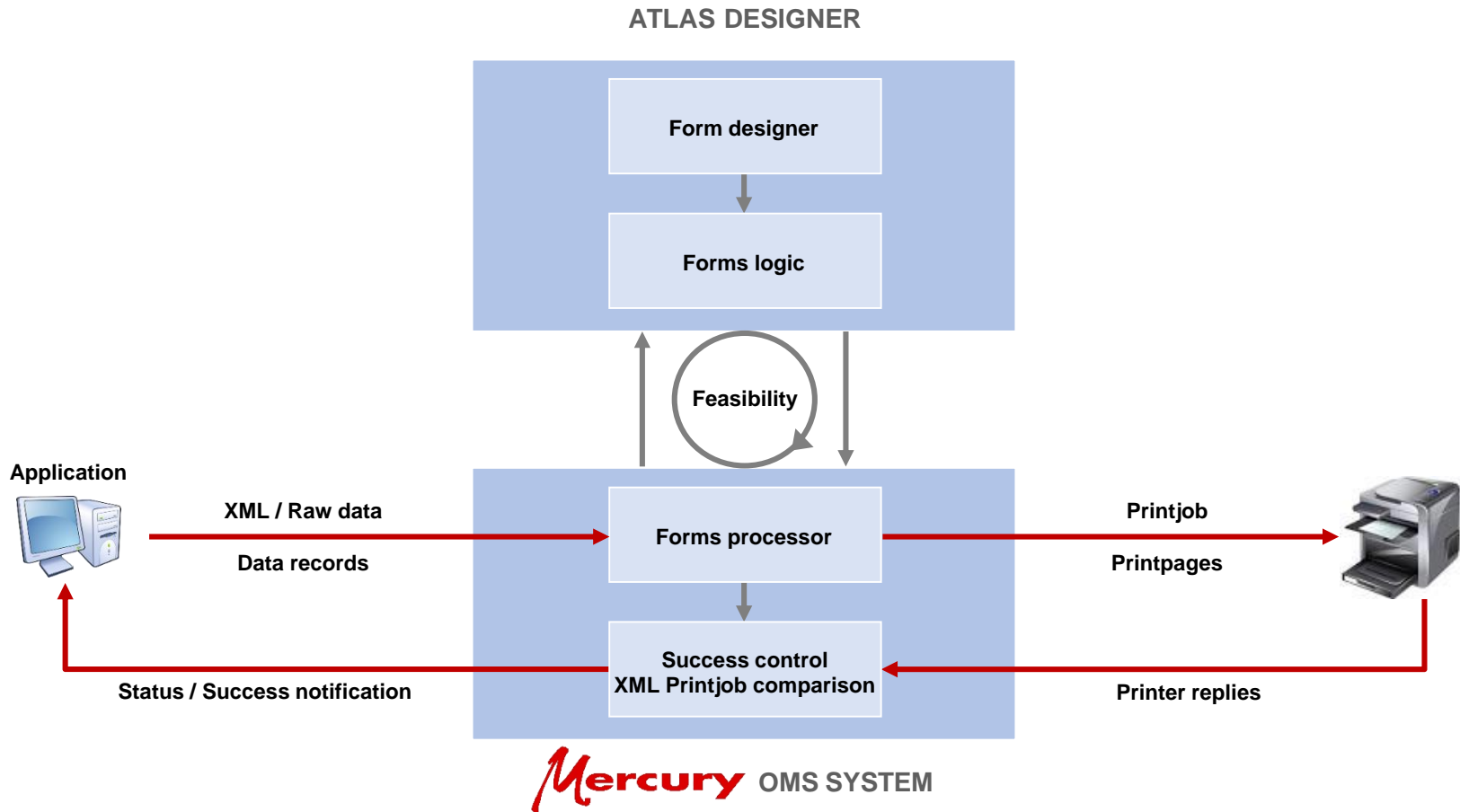
## Global Mercury functional overview



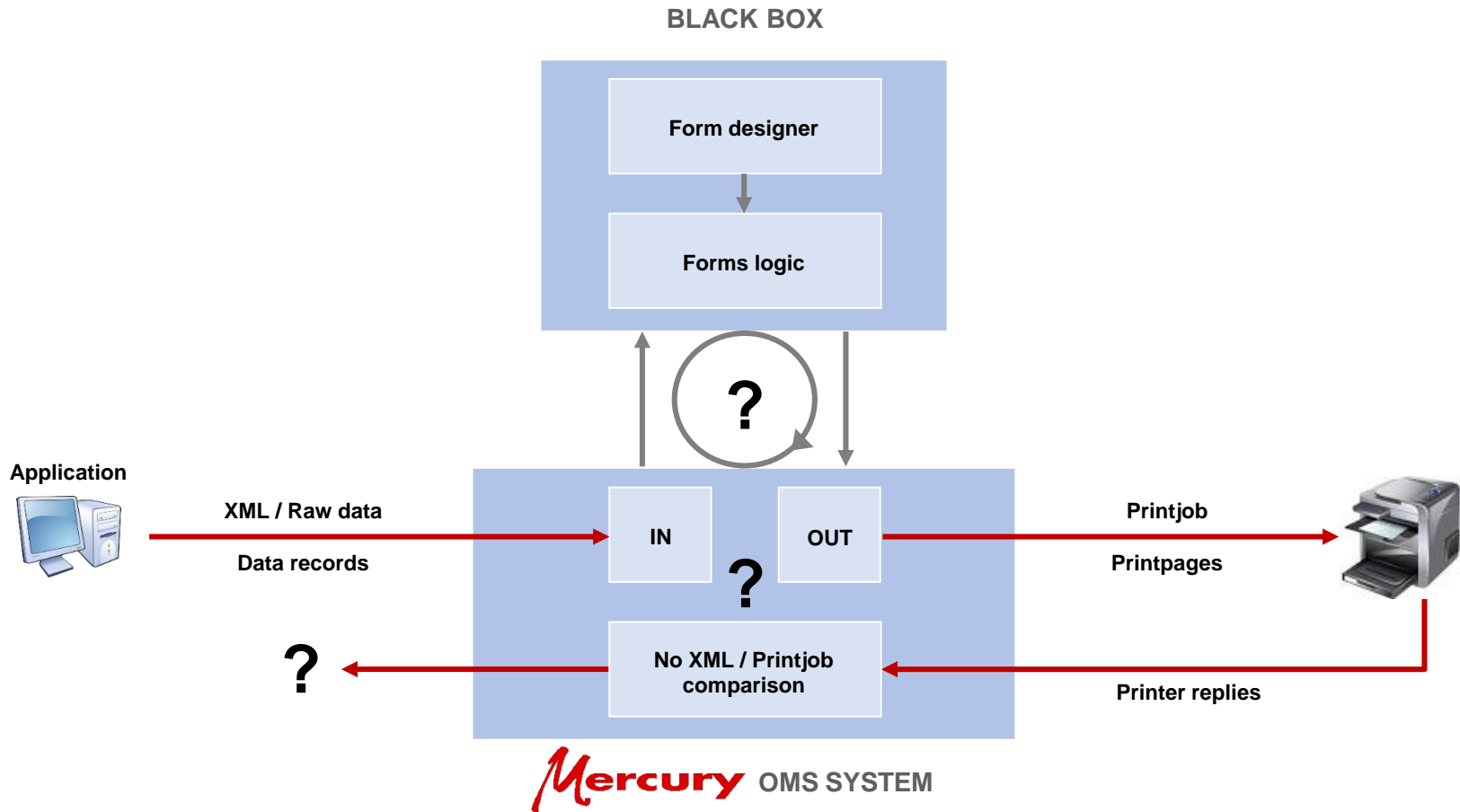
## Dynamic forms editor & workflow



## Bidirectional secured printing with Atlas



## Simplified printing process with the help of third-party products



## Possible information to be reconciled with the application for the secure printing

- Print data from XML structure successfully and completely generated
- Print job successfully processed
- Printer offline / unavailable
- Print job output on alternative device
- Defective form
- Erroneous XML data
- Form not found
- ...

## Form design & field definitions

The screenshot displays the Mercury Atlas Form Designer interface. The main workspace shows a form titled "Fahrzeug Informationsblatt" with the following fields and sections:

- Header: **Fahrzeug Informationsblatt**
- Fields:
  - Produktions-Nr.: [VID\_List0001.TextItem0001]
  - Fahrgestell-Nr.: [VID\_List0001.TextItem0017]
  - Fertigungsbereich: [VID\_List0001.TextItem0011]
  - Schicht-Nr.: [VID\_List0001.TextItem0003]
- Barcode: A standard 1D barcode.
- Section: **LC-Oberteil**
  - Field: [VID\_List0001.T]
  - Section: **Auftragsfortschritt**
  - Field: [VID\_List0001.TextItem0016]
- Section: **LC-Unterteil**
  - Field: [VID\_List0001.]
- Section: **Ausstattung**
  - Field: [VID\_List0001.]
  - Section: **Kundenauftrag**
  - Barcode: A standard 1D barcode.
- Section: **Baumuster**
  - Field: [VID\_List0001.TextItem0000]

The interface includes a top menu bar with options like "Berichtsdesigner", "Druckvorschau", and "HTML Ansicht". A toolbar contains icons for file operations (Neuer Bericht, Öffnen..., Speichern, Alle speichern), editing (Ausschneiden, Kopieren, Einfügen), navigation (Rückgängig, Wiederholen), and formatting (Schriftart, Ausrichten, Layout, Zoom, Ansicht, Hilfe). A left sidebar lists "Werkzeuge" (Zeiger, Text, Bild, Rahmenelement, Tabelle, Linie, Barcode, Seiteninformation, Seitenumbruch, Bandübergreifend...). A right sidebar shows "Liste der Felder" (PRIMA, Meta, VID, VID\_List0001, VID\_List0002, BinaryItem0001, TextItem0001, TextItem0002) and "Eigenschaften" (TopMargin, Oberer Rand, Schrittarbe, Style, Stilpriorität, Textausrichtung, Daten, Anhang, Design, Layout, Verhalten, Sichtbar).

Ziehen Sie dieses Element, um ein Element daran zu binden oder  
 Ziehen Sie dieses Element mit der rechten Maustaste oder  
 Hochst.-Taste gedrückt, um ein Element auszuwählen das  
 gebunden werden soll.  
 oder  
 Benutzen Sie das Kontextmenü um einen Parameter oder  
 berechnetes Feld zu erstellen.Datenbindung: VID.ListItem0002



## Design workflow

**Drag & drop with standard elements**

**Drag & drop with dynamic elements from the XML data file**

**Standard elements (such as barcodes or images) can also be retrofitted with dynamic data from the XML data file via the element properties.**

pictureBox1 { Pos:25,71 Größe:593,391 }

## Form result with real data

The screenshot displays the Mercury Atlas Form Designer interface. The main window shows a preview of a vehicle information form (Fahrzeug Informationsblatt) with the following data:

SheetID : PBU 01

**Fahrzeug Informationsblatt**

Produktions-Nr. : 5550006  
 Fahrgestell-Nr. : 1234567890123456p  
 Fertigungsbereich : 9876  
 Schicht-Nr. : 9234500001

<b>LC-Oberteil</b> <b>5678</b>	<b>LC-Unterteil</b> <b>8765</b>	<b>Ausstattung</b> <b>123</b>
<b>Auftragsfortschritt</b> 510		<b>Kundenauftrag</b> 212250923735995431

**Baumuster**  
22120303

**Fahrzeug Informationsblatt**

Produktions-Nr. : 5550005  
 Fahrgestell-Nr. : WDD20400611232345  
 Fertigungsbereich : 0500  
 Schicht-Nr. : 1234567890

The interface includes a top menu bar with options like 'Speichern', 'Drucken', 'Parameter', and 'Navigation'. A left sidebar shows 'Parameter' settings for 'PrintDuplex' (Vertical) and 'PaperSource' (Schacht 2). The status bar at the bottom indicates 'Seite 1 von 1' and a zoom level of '90%'.

## Unique selling points



- As part of Atlas's complete Mercury integration, secure printing is guaranteed, through print confirmation back to the host.
- The Form Processor embedded in the Mercury Print Queue compares the input data with the generated print pages and performs a plausibility check.
- The results of the plausibility check can be reported back to the application as part of the secure printing.
- With the patented Mercury technology, alternative forms can be processed without loss of quality, regardless of the manufacturer.
- Ability to use old line mode data for existing data streams.
- Unified user interface as part of the overall Mercury solution.
- Optimal printing performance by integrating the full package into the Mercury solution.

## Extract of our customer & partner portfolio:



## ,Who is who' at docuFORM:

### docuFORM GmbH Karlsruhe

#### Headquarters

Händelstr. 11  
76185 Karlsruhe  
Germany

Fon: +49 721 16198 0  
Fax: +49 721 16198 16

[info@docuform.de](mailto:info@docuform.de)  
[www.docuform.de](http://www.docuform.de)

#### Development Department

Lembacher Str. 16-18  
68229 Mannheim  
Germany

[info@docuform.de](mailto:info@docuform.de)

#### Support & Data Centre

Odenwaldstr. 3  
63263 Neu-Isenburg  
Germany

[support@docuform.de](mailto:support@docuform.de)

#### Management, CEO

##### **Martin Denk**

[mdenk@docuform.de](mailto:mdenk@docuform.de)

##### **Reinhard Suhl**

[rsuhl@docuform.de](mailto:rsuhl@docuform.de)